

EURID'S QUARTERLY PROGRESS REPORT

Third Quarter 2011



www.eurid.eu

.eu
Your European Identity

Contents

FROM THE GENERAL MANAGER	3
UPDATE	4
ABOUT EURID AND .EU	5
INTERNATIONAL	6
THE .EU DOMAIN	7
THE REGISTRANTS	16
THE REGISTRARS	21
HUMAN RESOURCES	24
THE MANAGEMENT TEAM	25
THE BOARD AND STRATEGIC COMMITTEE	26



From the General Manager

The highlight of Q3 2011 was the business continuity exercise EURid conducted to test its capacity to cope with disaster.

It is good business practice to anticipate worst-case scenarios and we take our duty of safeguarding the .eu registry very seriously. As such, we have had a contingency plan in place since 2007 that covers the various emergency scenarios that can impact the daily running of the .eu top-level domain.

The goal of this year's business continuity exercise, which was conducted on 6 July 2011, was to move the .eu registration services from our Brussels data centre to our backup centre in Amsterdam. To make the exercise as realistic as possible, we ran it during normal business hours.

I am happy to report that the exercise was a success. Our systems were completely restored with minimal disruption to the .eu registrar community.

By testing our emergency response in this way, we reduce risk and deliver an increasingly robust operational infrastructure while ensuring that functioning .eu websites continue to be accessible.

The third quarter also saw us expand our service offering to registrars. We now offer an online credit card payment facility so registrars can quickly and easily add funds to their .eu accounts. We also give our registrars the opportunity to improve their visibility to their customers via a customisable information page on our public website, www.eurid.eu.

EURid's focus on adding value was underpinned by continued yearly growth in .eu registration rates during Q3. The number of registered .eu domain names increased by 5.2% compared with one year ago, taking us beyond 3.4 million registrations in total.



It is good business practice to anticipate worst-case scenarios and we take our duty of safeguarding .eu very seriously.



Marc Van Wesemael

Update

The .eu top-level domain (TLD) and its registry, EURid, saw a variety of developments during the third quarter of 2011. These included the items highlighted below.

.eu passes disaster tests

EURid successfully tested its disaster recovery plan during a business continuity exercise held on 6 July 2011. During this exercise, the .eu registration systems were transferred from the registry's data centre in Brussels, Belgium, to an alternative data centre in Amsterdam, the Netherlands.

Following the completion of the exercise, all .eu systems came back online and registrars were able to register .eu domain names once again, proving that should disaster strike, EURid can continue its .eu operations in a sustainable manner.

Legal case win

On 14 September 2011, EURid implemented a court order to revoke almost 9 000 .eu domain names, following the resolution of a Brussels Court of Appeal case in EURid's favour.

During 2006, EURid established that almost 9 000 .eu domain names had been registered by a registrant in violation of .eu registration regulations. Consequently, the .eu registry initiated court proceedings and, following an appeal, the Court of Appeal in Brussels decided in EURid's favour finding that these .eu domain names had been registered in bad faith.

Following EURid's standard business terms, the revoked domain names were placed in quaran-

tine for 40 days. These domain names will be released over a 48 hour period on 24 and 25 October 2011 for registration on a first-come, first-served basis.

SME focus

EURid's activities to raise awareness of .eu among the European Union's small- to medium-sized enterprises (SMEs) continued in Q3.

The winter issue of EURid's .eu Identity magazine featured case studies about inspiring SMEs with .eu websites and outlined reasons why .eu is the best way forward for EU businesses. An online version was published in September, available at: <http://link.eurid.eu/identity>.

EURid also exhibited at a business start-up trade fair in Copenhagen, Denmark, during September where the SME-themed .eu Identity magazine was well received by delegates.

More services for registrars

From 7 September 2011 onwards, registrars have been able to top-up their .eu accounts online using .eu's new credit card payment facility.

Since that date, registrars have also been able to advertise their business and promotions through EURid's public website, www.eurid.eu. EURid's new Registrar Identity service offers registrars an information page, with a link to their website, as a simple way to promote their official .eu registrar status to prospective .eu registrants.



About EURid and .eu

EURid is the not-for-profit organisation appointed by the European Commission to operate the .eu top-level Internet domain. The first initiative to establish .eu as a European top-level domain (TLD) was taken in 1999 by the European Council. Subsequently, EURid was appointed in May 2003 as the operator of the .eu registry. The actual service contract was signed in October 2004. The .eu TLD was added to the root zone of the Internet Domain Name System in May 2005. Technically speaking, .eu has been in existence since then.

Between 7 December 2005 and 6 April 2006, the .eu registry began accepting applications for domain names on a limited basis. Only those individuals and organisations holding legal protection for a name within a Member State of the European Union were eligible to apply during that time. This stage of phased registration is referred to as the Sunrise Period.

On 7 April 2006, EURid opened the .eu TLD for general registration on a strictly first-come, first-served basis.

The three organisations operating the national registries for Belgium, Italy and Sweden founded EURid in April 2003. Later, the organisations operating the TLDs for the Czech Republic and Slovenia also became members. The European Chapter of the Internet Society (ISOC) joined EURid in 2006, followed by the BusinessEurope organisation in 2007.

EURid's head office, which is also the regional office for Western Europe, is located just outside Brussels in Diegem, Belgium. There are three other regional offices located in Pisa, Italy; Prague, the Czech Republic; and Stockholm, Sweden. Each office provides support for registrars and the general public in languages local to its region.

EURid's activities to raise awareness of .eu amongst the European Union's small- to medium-sized enterprises continued in Q3.

International

During the third quarter of 2011, EURid participated in the following events:

- European Summer School on Internet Governance, Meissen, Germany, 27 July
- Ivaerk & Vaekst 2011, Copenhagen, Denmark, 9 – 10 September.

EURid also continued to liaise with various ccTLD stakeholders to refine the programme and set the speaker panel list for the CENTR-ccTLDs regional organisations workshop at the Internet Governance Forum (IGF) in Nairobi, Kenya. The workshop, titled “Emerging issues in the ccTLD ecosystem”, took place on 27 September and had more than 45 attendees.

Also in the quarter, EURid participated in the work of the Latin Case Study Team, which forms part

of the ICANN IDN Variant Issues Project. The purpose of the project is to investigate any issues that need to be resolved to facilitate a good user experience for IDN variant TLDs. The Latin Case Study team finished its work at the end of September. The draft report was published on the ICANN website on 7 October.

Similarly, EURid contributed to the draft recommendation of the IDN country code policy development process Working Group 2 (IDN ccPDP WG 2), whose objective is to report on and identify feasible recommendations for the inclusion of IDN ccTLDs in the ccNSO, within the framework of the IDN ccPDP. The draft report was finalised in September and posted on the ICANN site for public comment on 22 October 2011.

EURid continued to meet registrars and industry representatives throughout Q3.

The .eu domain

During Q3 2011, the number of .eu registrations increased by 67 325 domain names, or 2.0%, to 3.41 million. The total number of registrations at the end of Q3 represented an increase of 5.2%, or 167 379 registrations, when compared to the total number at the end of Q3 2010.

The number of Internationalised Domain Names (IDNs) in the .eu portfolio at the end of Q3 2011 was 58 332, or 1.7% of all registrations. The number of IDNs as a percentage of new registrations is at the same level as that of other registries.

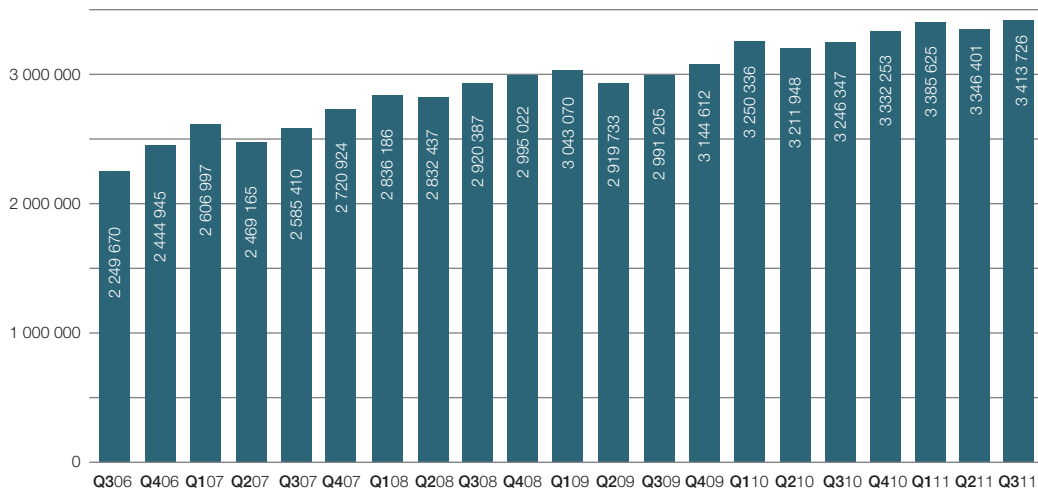
During Q3 2011, 16 549 domains out of 3.41 million were traded. This means that about one domain out of 210 was traded; unchanged from Q3 2010. In addition, there were a total of 859 accredited .eu registrars by the end of the quar-

ter. Finally, the countries in the top ten list of registrations based on country of registrar accounted for 84.2% of all .eu registrations.

During the third quarter, the total number of .eu registrations increased in 23 of the 27 EU Member States. Bulgaria, Lithuania and Romania all saw growth of more than 10%. The number of .eu registrations in Austria passed the 100 000 mark during the quarter.

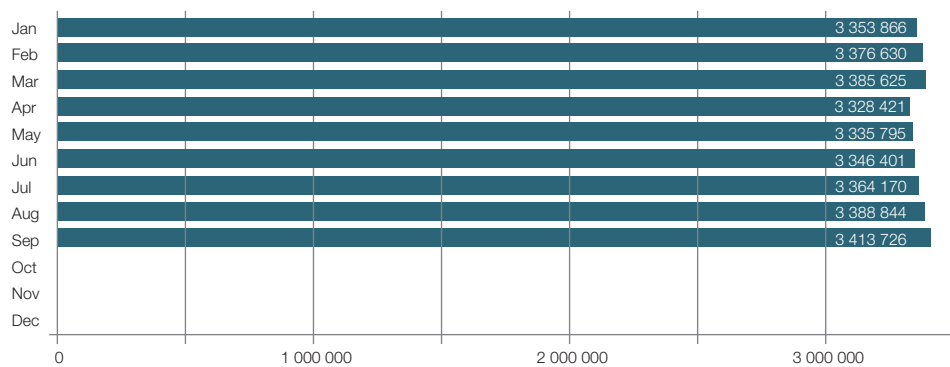
The national ccTLD market in EU countries¹ increased by 2.0% during Q3 2011, and grew by 10.3% from Q3 2010. Within the European Union, the market for gTLD domain names, such as .com, .net, .org, .info and .biz, grew by 1.6% during Q3 2011 and by 9.6% from Q3 2010, according to statistics from Zooknic.

Total .eu domain name registrations by quarter

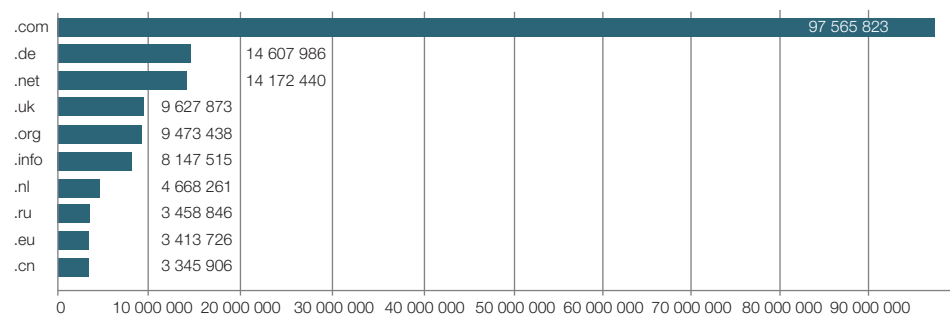


¹Data from national registry websites was not available for Bulgaria, Cyprus and Malta.

Total .eu registrations by month, 2011



World top ten TLDs



During Q3, .eu maintained its position as the ninth-largest TLD in the world. Latest available data for .cn are from August 2011.

.eu Internationalised Domain Names (IDNs), Q3 2011

Quarter	IDNs	Percentage
Q4 2009	56 036	1.78%
Q1 2010	62 609	1.93%
Q2 2010	65 109	2.03%
Q3 2010	67 074	2.07%
Q4 2010	57 826	1.74%
Q1 2011	56 961	1.68%
Q2 2011	58 424	1.75%
Q3 2011	58 332	1.71%

Multiyear registrations (MYRs)

Since 7 April 2011 it has been possible to register .eu names with a registration period of more than one year. During Q3, 5 324 new domain names with a registration period longer than one year were registered. This represented 2.7% of all new registrations in Q3.

The number of MYRs registered in May is particularly high due to the promotional offer EURid ran following the MYR launch. While the offer ran, registrars got 50% discount on .eu domain names they registered for two, five or ten years.

	MYRs	Percentage
April	4 951	8.6%
May	16 116	23.6%
June	1 864	3.1%
July	1 692	2.7%
August	1 745	2.9%
September	1 858	2.7%

By far the most common registration period for MYRs was two years. 77.0% of the 28 226 MYRs in Q3 were registered for two years. The second and third most common registration periods were three years (9.6%) and five years (9.1%).

New registrations, deletions and renewals

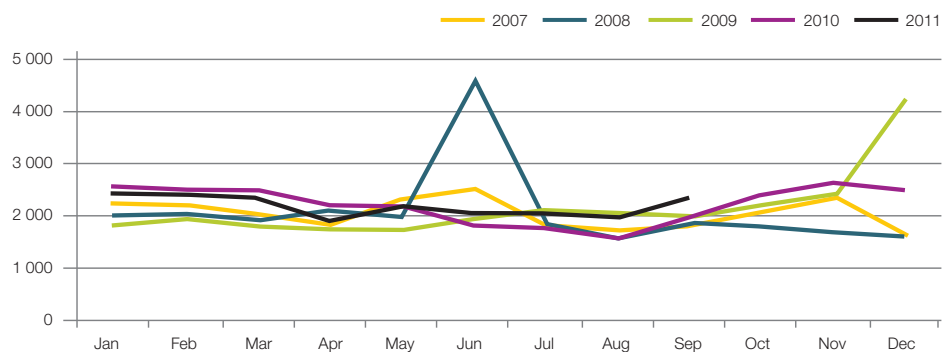
There were 192 509 new .eu registrations in Q3 2011. The number of new registrations per day was 17% higher than during the same months in 2010.

Registrants can delete domain names they no longer find useful from the .eu registry through their registrars. During Q3 2011, there were 134 471 deletions. A domain name headed for deletion is quarantined for 40 days after the date specified in the deletion request. It can be reactivated during that period only at the request

of the former registrant. The quarantine period is a safeguard to prevent domain names from being deleted by mistake. The deleted name becomes available for general registration after the quarantine period.

When combined, the new registrations and deletions for Q3 showed a net increase of about 600 names per day. Renewal rates stayed strong during Q3 at an average of 81%, somewhat higher than the industry average.

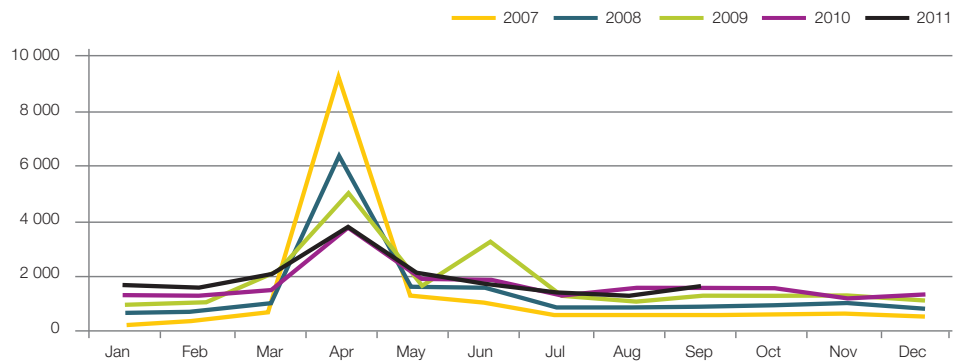
New .eu registrations per day



The number of new registrations per day was 17% higher than during the same months in 2010.

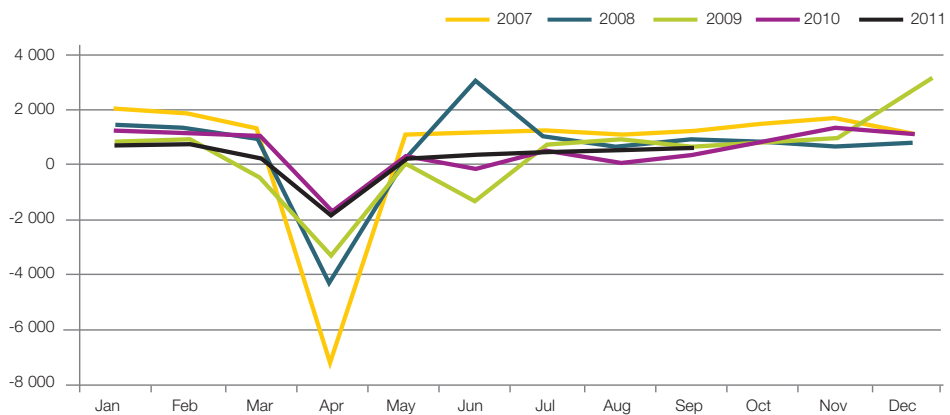


Deletions per day



The month of April sees a spike in deletions each year, as many domain names come up for renewal then. This is because April is the month the .eu domain was officially launched. This high peak is quite common for any TLD that was launched after the nineties, as those that were already in the market followed a more regular growth pattern.

Net growth per day



Q3 saw an increase of about 600 names per day.

Renewal rates by percentage

Month	2011	2010	2009	2008	2007
January	76%	77%	78%	79%	100%
February	78%	79%	78%	80%	100%
March	79%	80%	79%	83%	99%
April	85%	87%	84%	84%	81%
May	80%	83%	80%	81%	82%
June	83%	79%	69%	80%	86%
July	81%	81%	80%	82%	84%
August	80%	79%	81%	82%	80%
September	82%	78%	79%	82%	83%
October		78%	78%	82%	82%
November		77%	79%	79%	83%
December		75%	79%	80%	84%

Renewal rates remained strong in Q3, at an average of 81%, somewhat higher than the industry average.

Trades and transfers

When a domain name changes hands, EURid calls the process a “trade”. The registrar for the new registrant initiates the trade, which must be confirmed by both the existing and new registrants. During Q3 2011, 16 549 domains out of 3.41 million were traded. This means that about one domain out of 210 was traded, unchanged from Q3 2010.

When a registrant wishes to change registrars, this is known as a domain name “transfer”. Transfers can be carried out at any time. A transfer is initiated by a registrant’s new registrar and must be confirmed by the registrant before it is processed. During Q3 2011, about one domain out of 240 was transferred, for a total of 14 051 transfers. During the same quarter last year, about one out of 270 was transferred.

Completed trades

Trades	2011	2010	2009	2008	2007
January	5 775	6 541	5 443	4 941	6 553
February	5 848	5 669	6 119	8 202	8 656
March	7 822	8 512	10 033	17 004	15 935
April	7 974	7 624	17 925	55 764	25 869
May	6 153	6 600	6 016	20 057	6 481
June	5 838	6 026	5 875	9 097	12 957
July	5 736	5 795	5 355	5 451	5 034
August	5 095	4 874	5 195	3 625	6 010
September	5 718	5 070	5 650	4 431	4 177
October		5 593	6 389	6 274	5 344
November		5 900	4 865	4 246	5 746
December		8 546	4 900	6 118	4 419

Completed transfers

Transfers	2011	2010	2009	2008	2007
January	5 431	3 951	4 602	4 313	3 564
February	4 977	5 097	5 311	4 609	5 278
March	7 604	7 518	7 982	10 190	36 458
April	7 396	6 345	12 582	10 863	69 060
May	6 400	6 288	4 606	4 968	12 895
June	5 384	4 483	4 869	4 474	4 230
July	4 207	3 876	3 575	3 944	3 448
August	4 606	3 772	2 952	3 714	3 667
September	5 238	4 229	3 509	4 124	4 428
October		4 326	4 102	4 132	3 729
November		4 860	3 602	4 018	3 382
December		4 967	3 419	5 122	3 578

DNS queries per minute

One method of determining the actual use of .eu domain names is by measuring DNS queries to the .eu name servers. The graph shows the

average number of queries per minute for each month. The number of DNS queries has grown steadily since the launch of .eu.

Number of DNS queries per minute



The number of DNS queries has grown steadily since the launch of .eu.

The number of DNS queries has grown steadily since the launch of .eu.

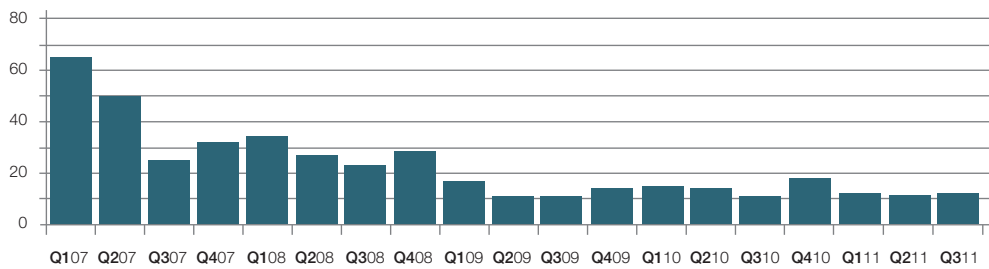


Domain name disputes

To prevent speculative and abusive registrations, an Alternative Dispute Resolution (ADR) policy was established for .eu domain name disputes. This policy is described in more detail in EC Regulation 874/2004. The dispute resolution procedure is administered by the Czech Arbitration Court, an independent body offering its services in almost all EU languages.

The ADR process for .eu disputes is similar to the dispute processes offered by most major top-level domain registries.

Domain name disputes filed by quarter



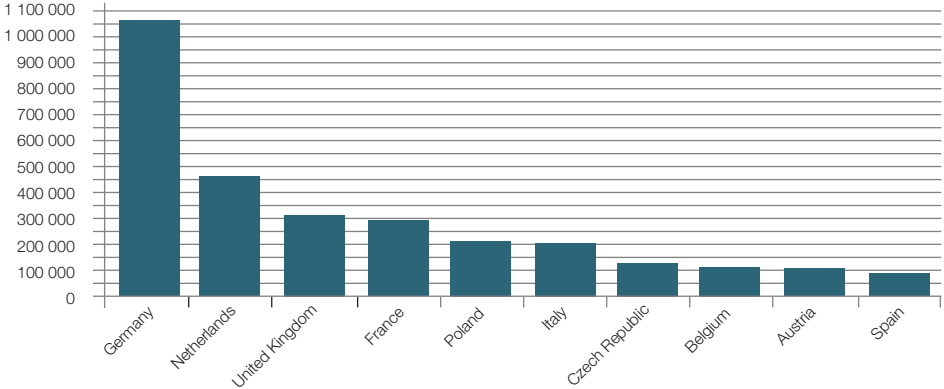
A total of 12 Alternative Dispute Resolution cases were filed during Q3 2011 compared with 11 during Q2 2011, according to the official ADR website www.adr.eu. The Czech Arbitration Court published eight ADR decisions during Q3, all of which were in favour of the complainant.

The registrants

The countries in the top ten list account for 87.1% of all .eu registrations. German residents have by far the most .eu domain name

registrations, followed by residents of the Netherlands and the United Kingdom.

Top ten countries with most .eu registrations





Total number of .eu domain names by country of registrant, Q3 2011

Country	Total names
Åland Islands	487
Austria	101 275
Belgium	108 706
Bulgaria	22 277
Cyprus	19 014
Czech Republic	130 218
Denmark	35 580
Estonia	14 162
Finland	14 048
France	296 429
French Guiana	58
Germany	1 058 440
Gibraltar	3 208
Greece	34 042
Guadeloupe	196
Hungary	42 188
Ireland	51 110

Country	Total names
Italy	201 657
Latvia	6 288
Lithuania	18 017
Luxembourg	18 215
Malta	6 792
Martinique	135
Netherlands	459 701
Poland	214 568
Portugal	12 700
Reunion	308
Romania	29 150
Slovakia	29 812
Slovenia	8 667
Spain	91 383
Sweden	73 036
United Kingdom	311 485

The table above is based on country codes. Some EU Member State territories (such as the Åland Islands, Gibraltar and Guadeloupe) have their own country codes, which is why they are included in the list.

Popularity of .eu compared with ccTLD registrations, Q3 2011

Country	.eu/1000	ccTLD/1000
Luxembourg	35.6	125.0
Netherlands	27.6	280.3
Cyprus	23.6	N/A
Malta	16.3	N/A
Germany	12.9	178.7
Czech Republic	12.4	80.2
Austria	12.1	128.2
Ireland	11.4	37.8
Estonia	10.6	47.8
Belgium	10.0	108.8
Sweden	7.8	119.8
EU	6.8	90.1
Denmark	6.4	205.4
Poland	5.6	57.7

Country	.eu/1000	ccTLD/1000
Lithuania	5.6	41.6
Slovakia	5.5	47.1
United Kingdom	5.0	154.2
France	4.6	32.4
Slovenia	4.2	47.9
Hungary	4.2	59.1
Italy	3.3	37.2
Greece	3.0	31.9
Bulgaria	3.0	N/A
Latvia	2.8	42.6
Finland	2.6	50.8
Spain	2.0	30.0
Romania	1.4	26.0
Portugal	1.2	36.8

The figures above show the number of domain names per 1 000 inhabitants at the end of Q3 2011. They are based on population data from Eurostat and ccTLD information from national registries.

Growth by country, quarter over quarter and year over year

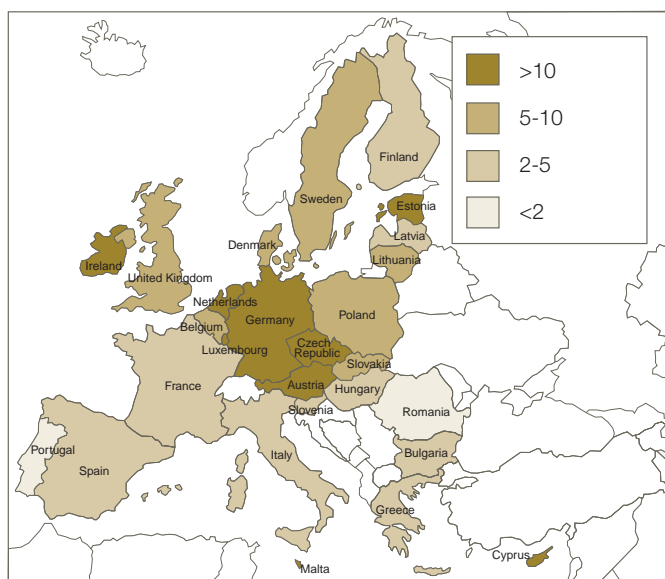
Country	Q3 2011 vs Q2 2011	Q3 2011 vs Q3 2010
Austria	5.9%	18.9%
Belgium	2.3%	7.7%
Bulgaria	18.0%	60.6%
Cyprus	-3.9%	-63.9%
Czech Republic	4.7%	8.9%
Denmark	0.4%	-3.3%
Estonia	-1.3%	18.3%
Finland	0.3%	-4.7%
France	1.3%	7.5%
Germany	1.3%	5.4%
Greece	-0.6%	10.0%
Hungary	2.2%	15.0%
Ireland	0.6%	0.5%
Italy	2.2%	5.8%

Country	Q3 2011 vs Q2 2011	Q3 2011 vs Q3 2010
Latvia	3.2%	7.5%
Lithuania	13.1%	31.8%
Luxembourg	1.8%	-31.0%
Malta	4.2%	-0.5%
Netherlands	2.7%	7.6%
Poland	2.7%	9.1%
Portugal	0.5%	1.9%
Romania	12.4%	41.8%
Slovakia	6.8%	20.7%
Slovenia	1.8%	9.6%
Spain	2.9%	12.3%
Sweden	-0.4%	-1.6%
United Kingdom	0.4%	-1.7%

By the end of Q3 2011, .eu domain name registrations had increased in 23 EU countries. As shown above, the .eu domain became especially popular in Bulgaria, Lithuania and Romania.

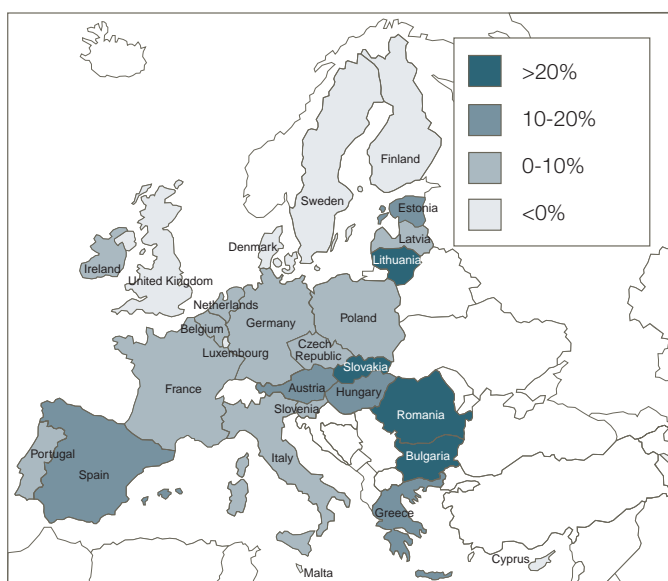
.eu domain names per 1 000 inhabitants, Q3 2011

The number of .eu registrations per 1 000 inhabitants varies from a high of 36 in Luxembourg and 28 in the Netherlands to around 1 in Portugal and Romania. In general, countries with a large number of ccTLDs per inhabitant also have a large number of .eu registrations per inhabitant.



Growth by country, Q3 2011 compared with Q3 2010

The countries with the fastest relative growth year over year were Bulgaria (61%), Romania (42%) and Lithuania (32%).

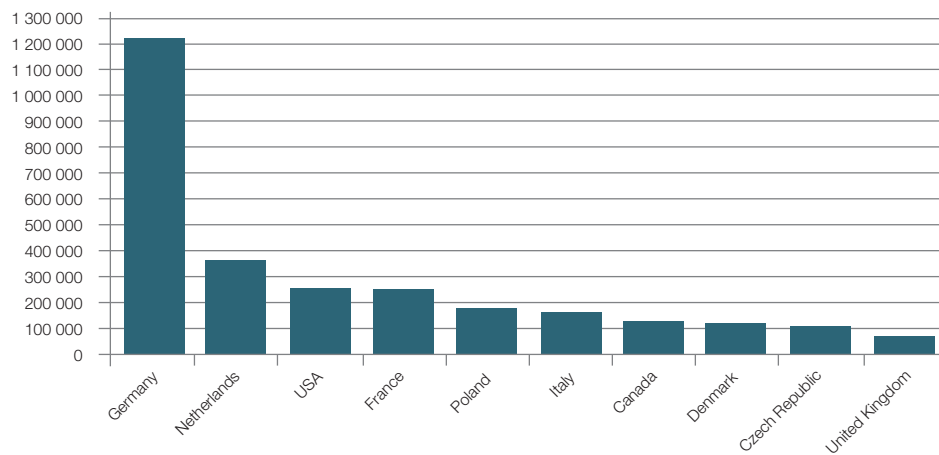


The registrars

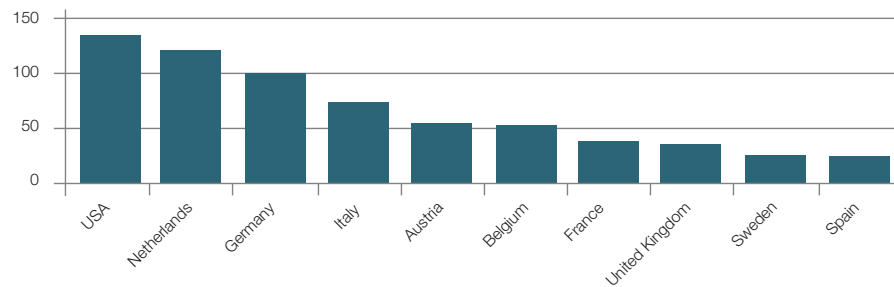
.eu registrars can be located outside the European Union. Categorising registrations by country of registrar shows many similarities with the categorisation by country of registrant (see previous table Top ten countries with most .eu registrations). The main difference is that the USA, Canada and

Denmark are on the top ten list based on country of registrar but not based on country of registrant, while the opposite holds true for Belgium, Austria and Spain. In Q3 2011, the countries in the top ten list of registrations based on country of registrar accounted for 84.2% of all .eu registrations.

Top ten countries based on registrations by country of registrar



Top ten countries by number of .eu registrars



.....

.eu registrations by country of registrar during Q3 2011

Country	Names managed	Number of registrars
Anguilla	381	1
Australia	17 468	8
Austria	47 676	55
Bahamas	8 024	1
Barbados	340	1
Belgium	66 925	53
Bulgaria	905	2
Canada	129 973	23
Cayman Islands	260	2
China	513	4
Cyprus	9 778	2
Czech Republic	107 702	18
Denmark	122 821	16
Estonia	8 221	1
Finland	4 459	6
France	249 758	38
Germany	1 225 997	100
Greece	29 306	15
Hungary	27 605	20
India	65 753	1
Ireland	8 850	6
Israel	730	3
Italy	168 688	73

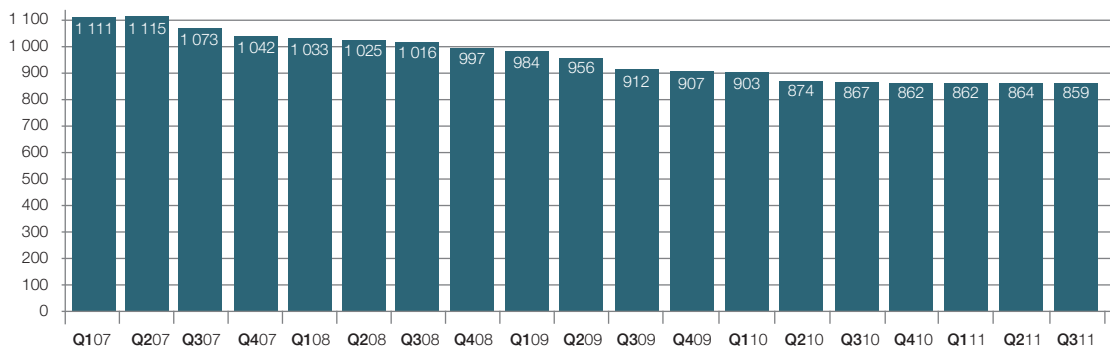
Country	Names managed	Number of registrars
Japan	251	2
Korea	831	3
Latvia	1 660	2
Liechtenstein	229	1
Lithuania	14 910	4
Luxembourg	39 485	3
Malaysia	142	1
Malta	84	1
Monaco	11 233	1
Netherlands	364 803	121
Norway	39 372	4
Poland	179 842	14
Portugal	1 134	4
Romania	10 778	10
Singapore	493	1
Slovakia	13 339	12
Slovenia	1 292	2
Spain	44 195	24
Sweden	49 927	25
Switzerland	12 421	3
Taiwan	182	1
United Kingdom	70 416	35
USA	252 526	135

A .eu accredited registrar managed an average of 3 972 .eu domain names during Q3.

.....

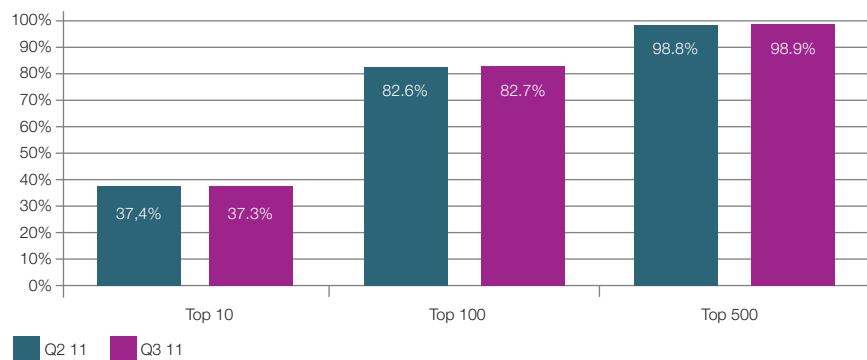


Total number of .eu accredited registrars by quarter



At the end of Q3, there were 859 .eu accredited registrars. This decrease is due to mergers and acquisitions within the domain name industry as well as decisions by large registrars with subsidiaries to consolidate several .eu accounts into one account.

Market share of top 10, top 100 and top 500 registrars

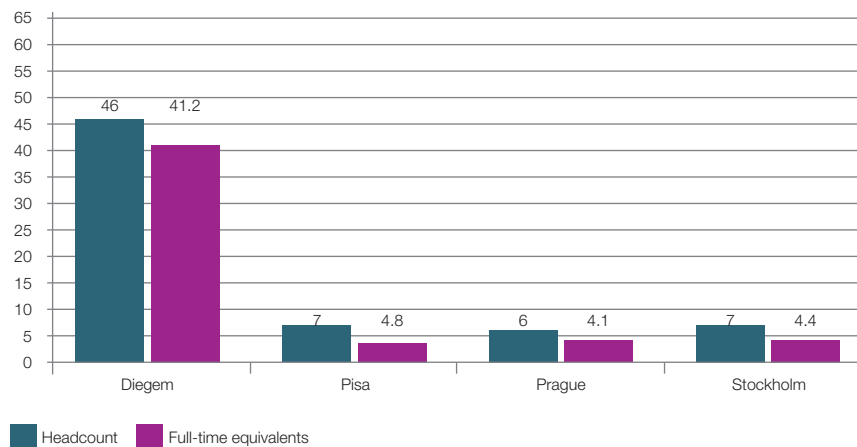


The top 100 .eu accredited registrars manage about 83% of all registrations which means that many registrars are small businesses. Compared with the previous quarter, the market share of the top 100 and 500 registrars has increased somewhat.

Human resources

In terms of human resources, there were a total of 66 employees working at EURid's four offices at the end of Q3 2011.

Headcount per office, third quarter 2011



The management team



Marc Van Wesemael
General Manager

Marc Van Wesemael has an MBA from Lessius Management School (Antwerp) in collaboration with Northwestern University (USA) and a degree in electronic engineering from the University of Ghent. He has worked in the telecom and software industries as a consultant and as a manager in software engineering, general sales and marketing. For ten years he was the Managing Director of not-for-profit DNS Belgium, the registry for .be.



Giovanni Seppia
External Relations Manager

Giovanni Seppia previously worked at ICANN as European Regional Liaison. Prior to that, he was General Manager at CENTR. He has also served as Head of External Relations for the Italian Registry (ITT CNR) and has three years of experience in various roles at the European Commission.



Bart Foutrel
Finance Manager

Bart Foutrel has a masters degree in business sciences from Lessius Hogeschool, where he focused on finance and insurance plus accountancy and tax law. During his studies, he worked as an accountant at MENSURA, an insurance company. After graduation he worked as an adviser on Global Compliance Service at PricewaterhouseCoopers before joining EURid in early 2008.



Geo Van Langenhove
Legal Manager

Geo Van Langenhove previously worked for companies in various technology fields, such as Nuance Communications, EuroFiber and IMEC, where his practice focused on intellectual property, contracts and litigation. He graduated from the Universities of Brussels and Leuven, College of Law. He holds an advanced masters degree in Intellectual Property rights from the University of Brussels.



Peter Janssen
Technical Manager

Peter Janssen has a masters degree in computer science from the University of Leuven. He joined the Belgian registry for .be in 2000 in the guise of Technical Director and was responsible for the domain's liberalisation in December 2000.



Els Verstappen
Human Resources Manager

Els Verstappen held a variety of HR roles at Scarlet, a telecommunications company, before joining EURid. Most recently, as HR Business Advisor, she was responsible for HR support for line management, selection and recruitment, among other things. Before working at Scarlet she was employed at KPN Belgium and at a European non-governmental organisation.



Brigitte Lagrou
Communications Manager

Brigitte Lagrou previously worked at VASCO Data Security as worldwide product PR manager and EMEA PR manager. Prior to that, she was PR Manager at Telenet. She also worked for several years in PR agencies, on local and pan-European ICT and consumer goods accounts.

The board and strategic committee



Pierre Verbaeten
Chairman of the Board

Pierre Verbaeten is Chairman of the Computer Science department of the Catholic University of Leuven, where he lectures on networking and distributed systems. He also leads the DistriNet research group, which conducts basic and applied research in computer networks, security, middleware, multi-agent systems and embedded systems. In 1989, Mr Verbaeten became the first manager of the .be registry, which was transferred to the not-for-profit organisation DNS Belgium on January 1, 2000.



Domenico Laforenza
Director of the Board

Dr. Domenico Laforenza is the head of nic.it, the registry for Italy's .it top-level domain. He is also the Director of the Institute for Informatics and Telematics of the Italian National Research Council in Pisa. Between 2003 and 2007 Dr. Laforenza was a member of the Next Generation Grid Expert Group, which was selected by the European Commission to define the priorities of future research in the grid technologies sector. He has also been a consultant to various EU Member States' research agencies in Austria, France, the United Kingdom, Ireland and the Netherlands. He holds a doctoral degree in computer science from the University of Pisa.



Danny Aerts
Director of the Board

Danny Aerts is the Managing Director of the Swedish Internet Infrastructure Foundation (IIS), the registry for the .se top-level domain. A native of the Netherlands, Mr Aerts moved to Sweden in the mid 1990s. In 2006 he left his position as CEO at Swedish web portal Spray to join IIS. Mr Aerts has also been employed at several telecom companies, including Unisource Mobile, Telia and PTT Telecom. He graduated cum laude from Utrecht University, where he studied economic geography.



Tomáš Maršálek
Director of the Board

Mr Maršálek is an independent IT consultant and member of the CZ.NIC collegium, a body associated with CZ.NIC, the registry for the .cz top-level domain. Previously he was a chairman of CZ.NIC and the Managing Director of the Czech Neutral Internet eXchange node (NIX.CZ). After graduating from the Czech Technical University in Prague with a masters degree in radio electronic science, he began his professional career at AT&T. Mr Marsalek is a cofounder of GTS, the biggest alternative telecommunications operator in the Czech Republic. He also helped establish the IP network in Central and Eastern Europe on behalf of British Telecom.



Marko Bonač
Director of the Board

Marko Bonač received a bachelor of science degree in mathematics (1981) and a masters in computer science (1988) from the University of Ljubljana. Between 1981 and 1992 he worked as a researcher and project leader in the field of computer networks. Since 1992 he has been the Director of Arnes, the Academic and Research Network of Slovenia, which is also the registry for the Slovenian top-level domain, .si.



Philippe de Buck
Member of the Strategic Committee


Philippe de Buck received a doctorate in law from the University of Leuven. After a post-graduate course in tax studies at the Ecole Supérieure de Sciences Fiscales (ICHEC) in Brussels, he joined Agoria, the Belgian multi-sectoral federation for the technology industry. There he filled various functions until 2001, when he left the CEO position at the federation to join Business Europe in the role of Secretary General. Mr de Buck is also a member of the board of directors for both ING Belgium and BASF Antwerp and sits on the advisory board of the European Policy Center.



Christopher Wilkinson
Member of the Strategic Committee

Christopher Wilkinson is the Chairman of the Internet Society European Chapters (ISOC-ECC.ORG). He has degrees in natural sciences and economics and experience in international affairs. His working life spans several international organisations and the European Union. He was closely associated with the creation of ICANN and the GAC. He initiated the .eu top-level domain.





EURid vzw/asbl
Park Station
Woluwelaan 150
B-1831 Diegem, Belgium

Tel.: +32 (0)2 401 27 50
Fax: +32 (0)2 401 27 51
info@eurid.eu
www.eurid.eu

www.eurid.eu

.eu
Your European Identity

EURid
The European Registry of Internet Domain Names