

EURID'S QUARTERLY PROGRESS REPORT

# Second Quarter 2011



[www.eurid.eu](http://www.eurid.eu)

**.eu**  
Your European Identity



## From the General Manager

---

.eu completed Q2 2011 with 3.35 million registered domain names. This represents a 4.2% increase compared with a year ago, at the end of Q2 2010.

Compared with last quarter, Q1 2011, we did however see a small decrease in .eu registrations of 1.2%. There are two reasons for this drop. There is a decrease in registrations every April due to the large number of registration renewals that coincide with the anniversary of .eu's launch. In addition, two countries, Cyprus and Luxembourg, reported reduced volumes as some registrars did not renew large sections of their .eu portfolios.

Marking .eu's fifth birthday on 7 April 2011 was a major event for us and built on the preparations made during Q1. I am pleased with the successful introduction of .eu multiyear registrations, timed to correspond with .eu's birthday. Indeed, 12.3% of all new registrations during Q2 were for longer than one year.

Our fifth anniversary was both a milestone and a starting point. Motivated by the past five years, we will continue to add value to .eu by investing in new services for our registrars and new Internet security protocols. Today, .eu is an online quality stamp that conveys European ambition and business integrity. One of our goals is further to improve this positive image and work began during Q2.

EURid started a .eu awareness campaign to inspire small- to medium-sized enterprises (SMEs) across the European Union to register .eu domain names. In May, well-positioned billboards at Brussels airport promoted .eu by proclaiming "Ambition has an address". This was followed by online advertising using the same slogan which ran in 12 EU countries, supported by a new, SME-focused campaign website. We also encouraged our accredited registrars to help promote .eu to SMEs by using the same online adverts on their own websites. More marketing and communication activities are planned as this campaign will continue throughout 2011.



I am pleased with the successful introduction of .eu multiyear registrations... 12.3% of all new registrations during Q2 were for longer than one year.



Marc Van Wesemael

# Update

---

The .eu top-level domain (TLD) and its registry, EURid, saw a variety of developments during the second quarter of 2011. These included the items highlighted below.

## Five years of .eu

.eu celebrated its fifth birthday on 7 April 2011. European Union businesses, organisations and residents have embraced .eu domain names since they were publically launched on 7 April 2006, registering 1.7 million within the first month. Five years later, .eu registrations have doubled to 3.4 million.

EURid celebrated .eu's fifth anniversary in various ways. A birthday-cake cutting ceremony was held at the European Parliament in Strasbourg as well as a dinner for European Commission officials and .eu registrar representatives in Brussels.

A .eu information stand was open to the public at InfEuropa on Rond-Point Schuman, Brussels, during April where a special birthday issue of EURid's .eu Identity magazine was available. The magazine features .eu case studies and expert interviews. An online version is published at: <http://link.eurid.eu/identity>.

## .eu multiyear registrations

On 7 April 2011, EURid extended the length of time for which a .eu domain name can be registered by introducing multiyear registrations (MYRs). The .eu registrar community can now register domain names for up to ten years, protecting their customers' .eu domain names for longer.

Coinciding with .eu's fifth birthday, EURid marked the occasion with a MYR promotional offer (valid until 31 May) where registrars received a 50%

discount on all new .eu registrations of two, five and ten years.

## Internationalised Domain Name uptake

EURid, in collaboration with UNESCO, published a .eu Insights report about the uptake of Internationalised Domain Names (IDNs) in May. The report concluded that more work was needed to stimulate online multilingualism. Of the TLD registries surveyed, 82% considered the addition of email support to be the single change that would improve the uptake of domain names in non-Latin based scripts.

As the registry for .eu, EURid encourages online multilingualism. European Union businesses, organisations and residents should be able to easily use their own languages and alphabets online, which is why .eu IDNs were implemented for all official EU languages in December 2009.

The report "Internationalised Domain Names – State of play" is available for download at: <http://link.eurid.eu/insights>.

## Meeting the industry

EURid continued to meet registrars and industry representatives throughout Q2. The Registrar Advisory Board met on 14 April in Brussels and the Registrar Annual Meeting was held as a webinar on 7 June. A series of DNSSEC seminars were held in Brussels, Athens and Warsaw during May and June to help registrars work with the Internet security protocol and manage their portfolio of signed .eu domain names.

The .eu team also attended the Microsoft NT Conference trade show in Portorož, Slovenia, in May and the 41st ICANN meeting in Singapore in June.



## About EURid and .eu

---

EURid is the not-for-profit organisation appointed by the European Commission to operate the .eu top-level Internet domain. The first initiative to establish .eu as a European top-level domain (TLD) was taken in 1999 by the European Council. Subsequently, EURid was appointed in May 2003 as the operator of the .eu registry. The actual service contract was signed in October 2004. The .eu TLD was added to the root zone of the Internet Domain Name System in May 2005. Technically speaking, .eu has been in existence since then.

Between 7 December 2005 and 6 April 2006, the .eu registry began accepting applications for domain names on a limited basis. Only those individuals and organisations holding legal protection for a name within a Member State of the European Union were eligible to apply during that time. This stage of phased registration is referred to as the Sunrise Period.

On 7 April 2006, EURid opened the .eu TLD for general registration on a strictly first-come, first-served basis.

The three organisations operating the national registries for Belgium, Italy and Sweden founded EURid in April 2003. Later, the organisations operating the TLDs for the Czech Republic and Slovenia also became members. The European Chapter of the Internet Society (ISOC) joined EURid in 2006, followed by the BusinessEurope organisation in 2007.

EURid's head office, which is also the regional office for Western Europe, is located just outside Brussels in Diegem, Belgium. There are three other regional offices located in Pisa, Italy; Prague, the Czech Republic; and Stockholm, Sweden. Each office provides support for registrars and the general public in languages local to its region.

Multiyear registrations allow .eu domain names to be registered for up to ten years.

## International

---

During the second quarter of 2011, EURid participated in the following events:

- 5th CENTR Marketing Workshop, Helsinki, Finland, 28 – 29 April
- ICANN Studienkreis, Budapest, Hungary, 28 – 29 April
- Microsoft NT Conference, Portorož, Slovenia, 23 – 25 May
- UNESCO Guidelines for Language Policies, Paris, France, 31 May – 1 June
- 23rd CENTR Administrative Workshop, Trondheim, Norway, 7 June
- 45th CENTR General Assembly, Trondheim, Norway, 8 – 9 June
- 41st ICANN Meeting, Singapore, 19 – 24 June.

EURid continued to participate in the ccNSO Strategic and Operating Plan (SOP) and IDN PDP working groups. EURid joined the ICANN IDN Variant working group and the first meeting took place during the 41st ICANN Meeting in Singapore.

EURid continued to chair the CENTR-IGF working group. The CENTR-IGF working group “Emerging issues in the ccTLD ecosystem” passed the evaluation of the IGF Multistakeholder Advisory Group and the workshop is scheduled to take place during September’s IGF meeting in Nairobi, Kenya.

A total of five presentations about EURid and various aspects of .eu were given at ICANN, CENTR and UNESCO meetings. EURid’s .eu Insights report “Internationalised Domain Names - State of Play” received a lot of attention at the UNESCO meeting in Paris. EURid attended the Microsoft NT Conference trade fair in Portorož, Slovenia during Q2 2011.

EURid continued to meet registrars and industry representatives throughout Q2.

# The .eu domain

During Q2 2011, the number of .eu registrations decreased by 39 224 domain names, or 1.2%, to 3.35 million. The number of registrations decreases in April each year due to the large number of registrations that come up for renewal at each anniversary of the .eu launch. The total number of registrations at the end of Q2 represented an increase of 4.2%, or 134 453 registrations, when compared with the total number at the end of Q2 2010.

The number of Internationalised Domain Names (IDNs) in the .eu portfolio was 58 424, or 1.7% of all registrations, at the end of Q2 2011. The number of IDNs as a percentage of new registrations is at the same level as that of other registries.

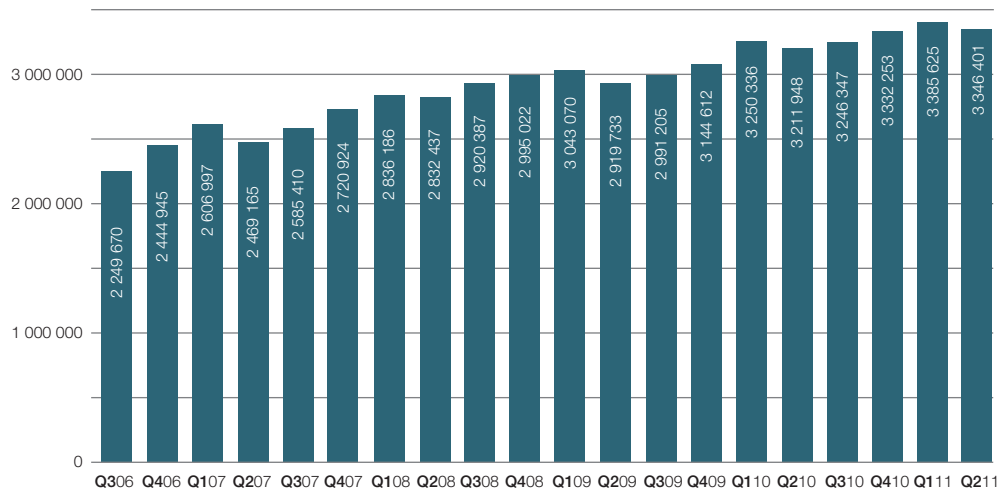
During Q2 2011, 19 965 domains out of 3.35 million were traded. This means that about one

domain name out of 170 was traded, up from Q2 2010 when one in 160 was traded. In addition, there were a total of 864 .eu accredited registrars by the end of the quarter. Finally, the countries in the top ten list of registrations based on country of registrar accounted for 84.4% of all .eu registrations.

During the second quarter, the total number of .eu registrations increased in 16 of the 27 EU Member States. Lithuania, Greece and Austria all saw growth of more than 4%.

The national ccTLD market in EU countries<sup>1</sup> increased by 2.4% during Q2 2011, and grew by 11.1% from Q2 2010. Within the EU, the market for gTLD domain names such as .com, .net, .org, .info and .biz grew by 5.8% during Q4 2010 and by 16.1% from Q4 2009, according to statistics from Zooknic.

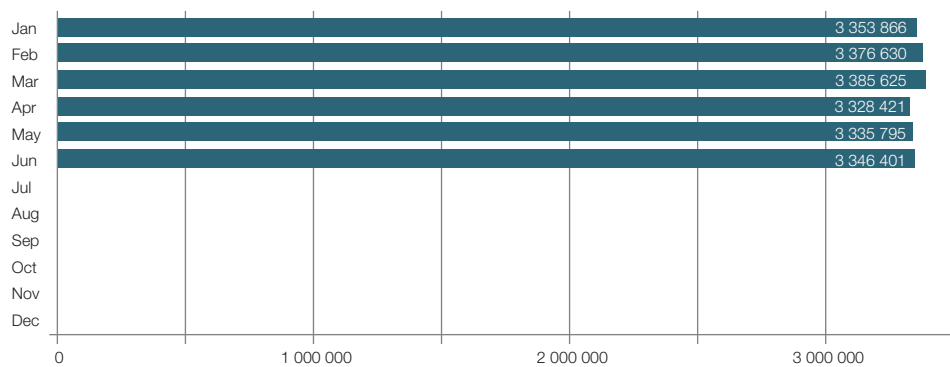
Total .eu domain name registrations by quarter



<sup>1</sup>Data from national registry websites was not available for Bulgaria, Cyprus and Malta.

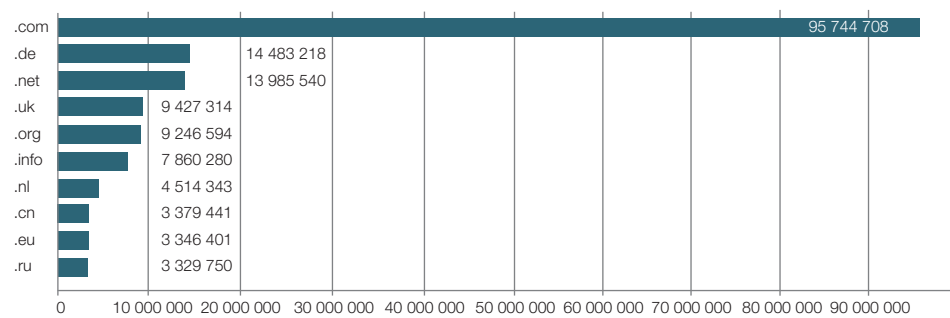
---

### Total .eu registrations by month, 2011



---

### World top ten TLDs



During Q2 2011, .eu maintained its position as the ninth-largest TLD in the world. Latest available data for .cn are from February 2011.

---

---

### .eu Internationalised Domain Names (IDNs), Q2 2011

Quarter	IDNs	Percentage
Q4 2009	56 036	1.78%
Q1 2010	62 609	1.93%
Q2 2010	65 109	2.03%
Q3 2010	67 074	2.07%
Q4 2010	57 826	1.74%
Q1 2011	56 961	1.68%
Q2 2011	58 424	1.75%

---

### Multiyear registrations (MYRs)

Since 7 April 2011 it is possible to register .eu names with a registration period of more than one year. During Q2, 22 931 new domain names with a registration period of longer than one year were registered. This represented 12.3% of all new .eu registrations in Q2.

Following the launch, EURid ran a promotional offer where registrars got a 50% discount when they registered a .eu domain name for two, five or ten years between 7 April and 31 May 2011. The special offer resulted in a relatively high proportion of MYRs, especially in May.

---

	MYRs	Percentage
Apr	4 951	8.6%
May	16 116	23.6%
June	1 864	3.1%

By far the most common registration period for MYRs was two years. 93.4% of the 22 931 MYRs in Q2 were registered for two years. The second and third most common registration periods were five years (3.9%) and ten years (1.5%).

---

## New registrations, deletions and renewals

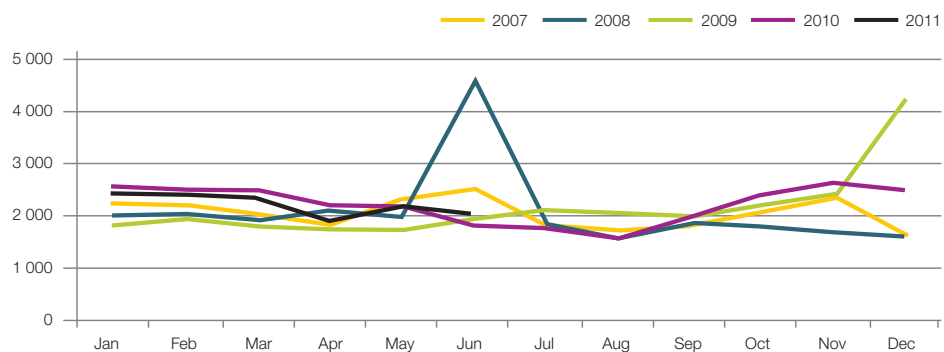
There were 188 537 new .eu registrations in Q2 2011. The number of new registrations per day was about the same as during the equivalent months in 2010.

Registrants can delete domain names they no longer find useful from the .eu registry through their registrars. During Q2 2011, there were 234 508 deletions. A domain name headed for deletion is quarantined for 40 days after the date specified in the deletion request. It can be reactivated during that period only at the request

of the former registrant. The quarantine period is a safeguard to prevent domain names from being deleted by mistake. The deleted name becomes available for general registration after the quarantine period.

When combined, the new registrations and deletions for Q2 showed a net decrease of about 400 names per day. Renewal rates stayed strong during Q2 at an average of 84%, somewhat higher than the industry average.

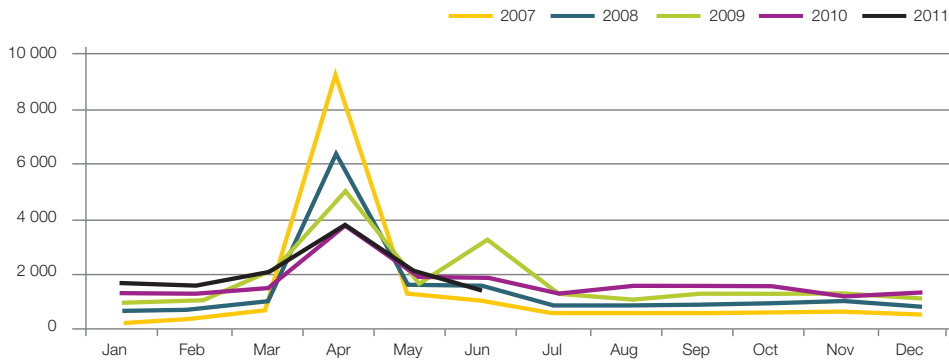
New .eu registrations per day



The number of new registrations per day was about the same as during the same months in 2010.

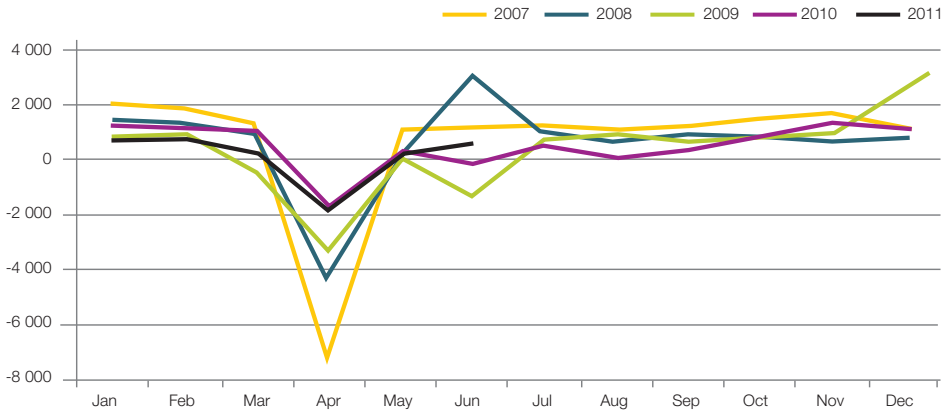


Deletions per day



The month of April sees a spike in deletions each year, as many domain names come up for renewal then. April is the month the .eu domain was officially launched. This high peak is quite common for any TLD that was launched after the nineties, as those that were already in the market followed a more regular growth pattern.

Net growth per day



Q2 2011 saw a decrease of about 400 names per day.

---

### Renewal rates by percentage

Month	2011	2010	2009	2008	2007
January	76%	77%	78%	79%	100%
February	78%	79%	78%	80%	100%
March	79%	80%	79%	83%	99%
April	85%	87%	84%	84%	81%
May	80%	83%	80%	81%	82%
June	83%	79%	69%	80%	86%
July		81%	80%	82%	84%
August		79%	81%	82%	80%
September		78%	79%	82%	83%
October		78%	78%	82%	82%
November		77%	79%	79%	83%
December		75%	79%	80%	84%

Renewal rates remained strong in Q2, at an average of 84%, somewhat higher than the industry average.

---

### Trades and transfers

When a domain name changes hands, EURid calls the process a “trade”. The registrar for the new registrant initiates the trade, which must then be confirmed by both the existing registrant and the new holder of the domain name. During Q2 2011, 19 965 domains out of 3.35 million were traded. This means that about one domain name out of 170 was traded, up from Q2 2010 when one in 160 was traded.

When a registrant wishes to change registrars, this is known as a domain name “transfer”. Transfers can be carried out at any time. A transfer is initiated by a registrant’s new registrar and must be confirmed by the registrant before it is processed. During Q2 2011, about one domain name out of 170 was transferred, for a total of 19 180 transfers. During the same quarter last year, about one out of 190 was transferred.

---

### Completed trades

Trades	2011	2010	2009	2008	2007
January	5 775	6 541	5 443	4 941	6 553
February	5 848	5 669	6 119	8 202	8 656
March	7 822	8 512	10 033	17 004	15 935
April	7 974	7 624	17 925	55 764	25 869
May	6 153	6 600	6 016	20 057	6 481
June	5 838	6 026	5 875	9 097	12 957
July		5 795	5 355	5 451	5 034
August		4 874	5 195	3 625	6 010
September		5 070	5 650	4 431	4 177
October		5 593	6 389	6 274	5 344
November		5 900	4 865	4 246	5 746
December		8 546	4 900	6 118	4 419

---

### Completed transfers

Transfers	2011	2010	2009	2008	2007
January	5 431	3 951	4 602	4 313	3 564
February	4 977	5 097	5 311	4 609	5 278
March	7 604	7 518	7 982	10 190	36 458
April	7 396	6 345	12 582	10 863	69 060
May	6 400	6 288	4 606	4 968	12 895
June	5 384	4 483	4 869	4 474	4 230
July		3 876	3 575	3 944	3 448
August		3 772	2 952	3 714	3 667
September		4 229	3 509	4 124	4 428
October		4 326	4 102	4 132	3 729
November		4 860	3 602	4 018	3 382
December		4 967	3 419	5 122	3 578

---

### DNS queries per minute

One method of determining the actual use of .eu domain names is by measuring DNS queries to the .eu name servers. The graph shows the

average number of queries per minute for each month. The number of DNS queries has grown steadily since the launch of .eu.

Number of DNS queries per minute



The number of DNS queries has grown steadily since the launch of .eu.

The number of DNS queries has grown steadily since the launch of .eu.



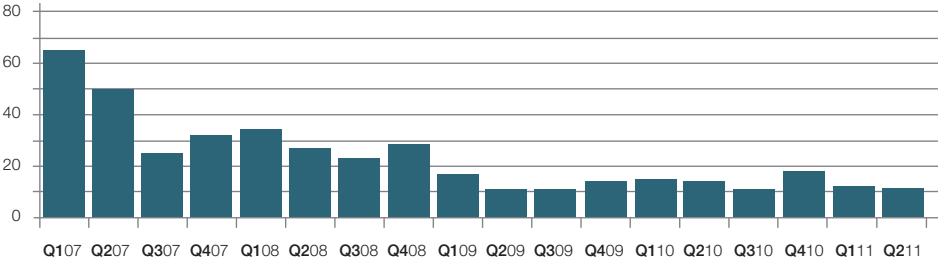
### Domain name disputes

To protect intellectual property rights, an Alternative Dispute Resolution (ADR) policy was established for .eu domain name disputes. This policy is described in more detail in EC Regulation 874/2004. The dispute resolution procedure is administered by the Czech Arbitration Court, an independent body offering its services in almost all EU languages.

The ADR process for .eu disputes is similar to the dispute processes offered by most major top-level domain registries.

During Q2 2011, EURid commissioned an audit of the ADR procedures. The audit was shared with the European Commission on 28 June 2011. It includes several recommendations EURid will follow up in cooperation with the Czech Arbitration Court.

Domain name disputes filed by quarter



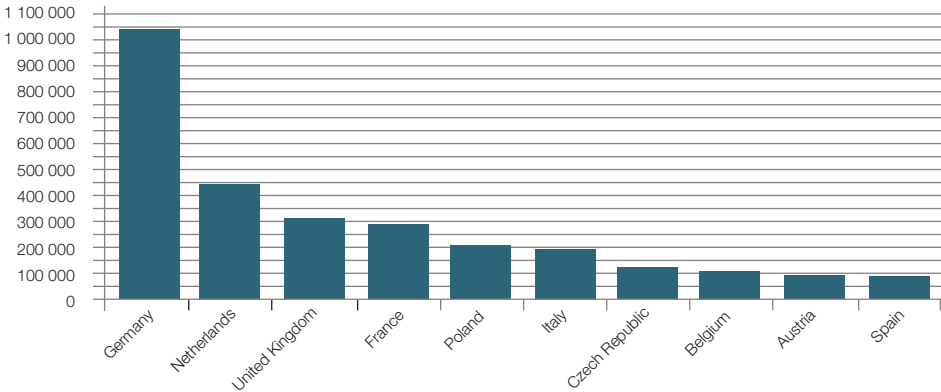
A total of 11 alternative dispute resolution cases were filed during Q2 2011 compared with 12 during Q1 2011. The Czech Arbitration Court published 11 ADR decisions during Q2, nine of which were in favour of the complainant.

# The registrants

The countries in the top ten list account for 86.2% of all .eu registrations. German residents have by far the most .eu domain name registra-

tions, followed by residents of the Netherlands and the United Kingdom.

Top ten countries with most .eu registrations





Total number of .eu domain names by country of registrant, Q2 2011

Country	Total names
Åland Islands	423
Austria	95 653
Belgium	106 258
Bulgaria	18 881
Cyprus	19 783
Czech Republic	124 318
Denmark	35 429
Estonia	14 353
Finland	14 000
France	292 489
French Guiana	61
Germany	1 045 125
Gibraltar	3 273
Greece	34 248
Guadeloupe	183
Hungary	41 268
Ireland	50 790

Country	Total names
Italy	197 412
Latvia	6 094
Lithuania	15 927
Luxembourg	17 896
Malta	6 520
Martinique	136
Netherlands	447 546
Poland	208 843
Portugal	12 631
Reunion	297
Romania	25 930
Slovakia	27 903
Slovenia	8 513
Spain	88 835
Sweden	73 331
United Kingdom	310 357

The table above is based on country codes. Some EU Member State territories (such as Gibraltar, the Åland Islands and Guadeloupe) have their own country codes which is why they are included in the list.

Popularity of .eu compared with ccTLD registrations, Q2 2011

Country	.eu/1000	ccTLD/1000
Luxembourg	35.0	120.8
Netherlands	26.9	271.1
Cyprus	24.6	N/A
Malta	15.6	N/A
Germany	12.8	177.2
Czech Republic	11.8	77.3
Austria	11.4	125.3
Ireland	11.3	36.7
Estonia	10.7	45.7
Belgium	9.7	106.0
Sweden	7.8	117.5
EU	6.7	88.4
Denmark	6.4	202.9
Poland	5.5	56.0

Country	.eu/1000	ccTLD/1000
Slovakia	5.1	45.8
United Kingdom	5.0	151.0
Lithuania	4.9	40.3
France	4.5	31.6
Slovenia	4.2	47.1
Hungary	4.1	55.6
Italy	3.3	36.5
Greece	3.0	31.4
Latvia	2.7	42.6
Finland	2.6	50.1
Bulgaria	2.5	N/A
Spain	1.9	29.3
Romania	1.2	25.2
Portugal	1.2	35.7

The figures above show the number of domain names per 1 000 inhabitants at the end of Q2 2011. They are based on population data from Eurostat and ccTLD information from national registries.

Growth by country, quarter over quarter and year over year

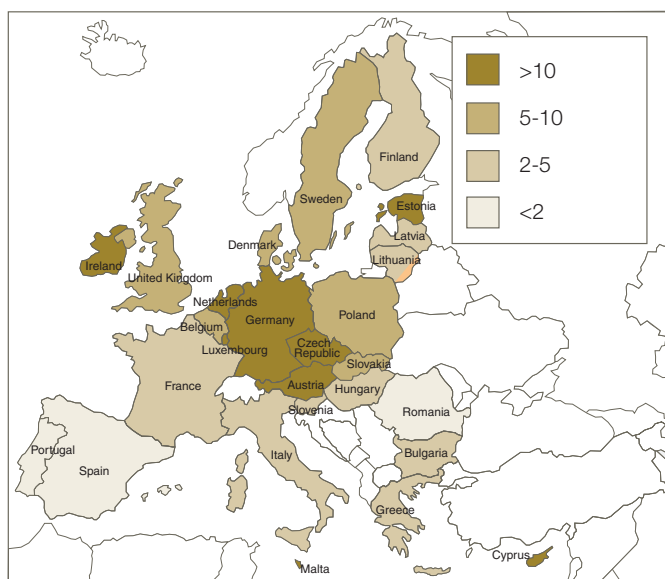
Country	Q2 2011 vs Q1 2011	Q2 2011 vs Q2 2010
Austria	4.1%	15.2%
Belgium	0.5%	7.0%
Bulgaria	2.0%	41.1%
Cyprus	-62.9%	-62.3%
Czech Republic	-0.3%	6.8%
Denmark	-3.7%	-3.9%
Estonia	1.8%	39.9%
Finland	-1.2%	-4.6%
France	0.1%	4.1%
Germany	0.2%	5.7%
Greece	4.5%	11.7%
Hungary	2.9%	17.5%
Ireland	-0.5%	0.1%
Italy	1.3%	5.1%

Country	Q2 2011 vs Q1 2011	Q2 2011 vs Q2 2010
Latvia	-1.6%	1.2%
Lithuania	11.4%	21.5%
Luxembourg	-33.0%	-31.6%
Malta	-8.5%	-0.6%
Netherlands	0.9%	6.0%
Poland	1.3%	7.1%
Portugal	-0.2%	-1.0%
Romania	2.2%	25.9%
Slovakia	2.0%	13.5%
Slovenia	0.7%	11.1%
Spain	1.4%	12.0%
Sweden	-3.3%	-0.4%
United Kingdom	-4.3%	-2.1%

By the end of Q2 2011, .eu domain name registrations had increased in 16 EU countries. As shown above, the .eu domain became especially popular in Lithuania, Greece and Austria.

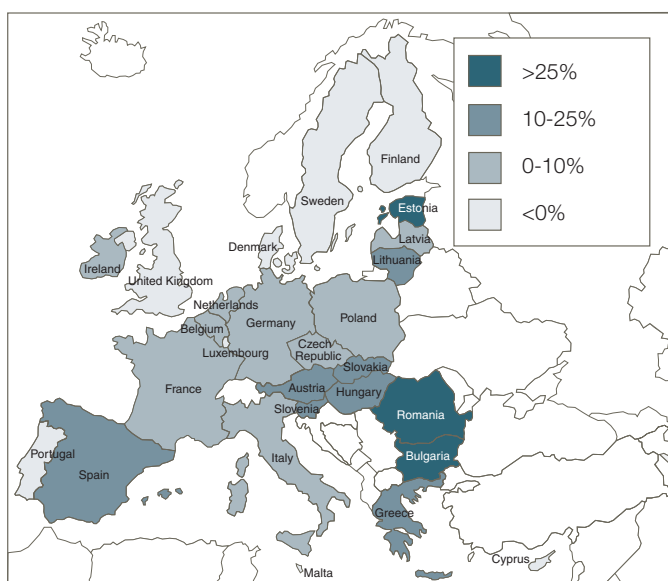
**.eu domain names per  
1 000 inhabitants Q2 2011**

The number of .eu registrations per 1 000 inhabitants varies from a high of 35 in Luxembourg to 27 in the Netherlands and around 1 in Portugal and Romania. In general, countries with a large number of ccTLDs per inhabitant also have a large number of .eu registrations per inhabitant.



**Growth by country, Q2 2011  
compared with Q2 2010**

The countries with the fastest relative growth year over year were Bulgaria (41%), Estonia (40%) and Romania (26%).



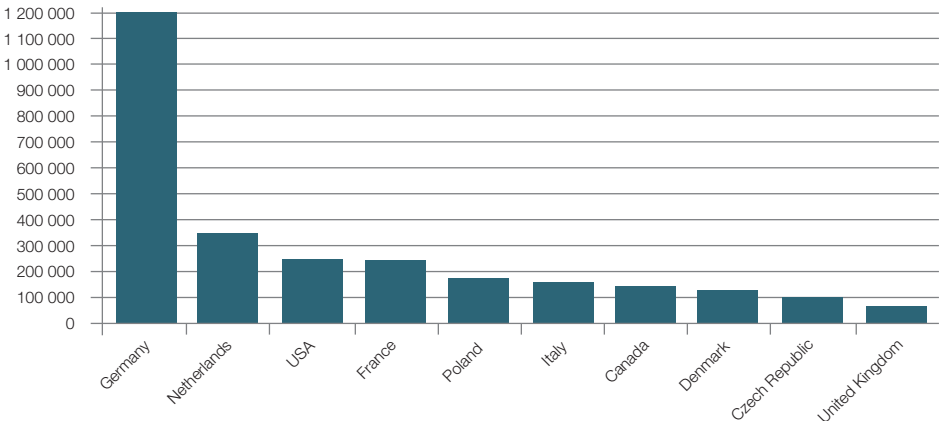


# The registrars

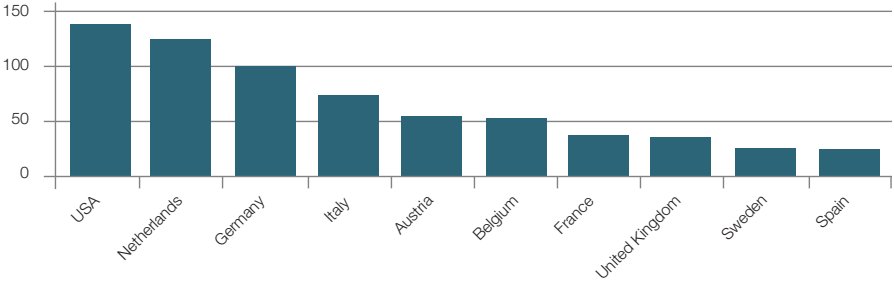
.eu registrars can be located outside the European Union. Categorising registrations by country of registrar shows many similarities with the categorisation by country of registrant (see previous table Top ten countries with most .eu registrations). The main difference is that the USA, Canada and

Denmark are on the top ten list based on country of registrar but not based on country of registrant, while the opposite holds true for Belgium, Austria and Spain. In Q2 2011, the countries in the top ten list of registrations based on country of registrar accounted for 84.4% of all .eu registrations.

Top ten countries based on registrations by country of registrar



Top ten countries by number of .eu registrars



.....

**.eu registrations by country of registrar during Q2 2011**

Country	Names managed	Number of registrars
Anguilla	389	1
Australia	16 826	9
Austria	44 168	55
Bahamas	7 429	1
Barbados	339	1
Belgium	66 278	54
Bulgaria	917	2
Canada	132 033	23
Cayman Islands	261	2
China	1 705	4
Cyprus	6 326	2
Czech Republic	103 181	18
Denmark	123 686	17
Estonia	8 664	1
Finland	4 551	6
France	244 922	38
Germany	1 200 185	99
Greece	29 445	15
Hungary	26 587	19
India	59 462	1
Ireland	8 562	6
Israel	733	3
Italy	165 509	72

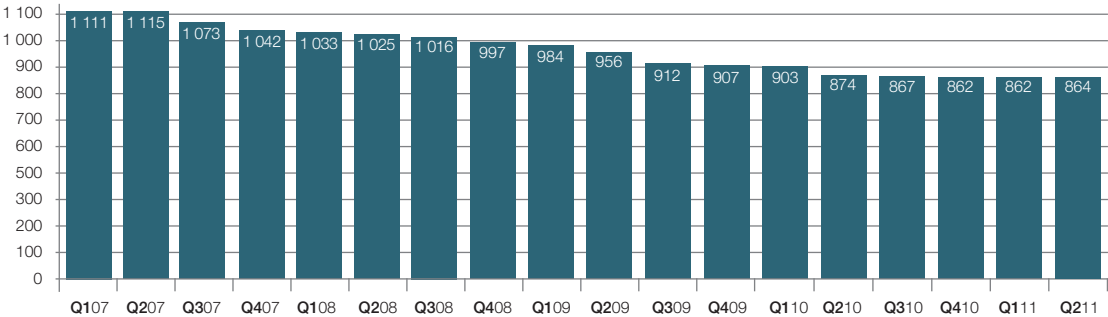
Country	Names managed	Number of registrars
Japan	252	2
Korea	854	3
Latvia	1 688	2
Liechtenstein	228	1
Lithuania	12 835	4
Luxembourg	40 014	3
Malaysia	147	1
Malta	84	1
Monaco	11 534	1
Netherlands	351 381	126
Norway	38 748	4
Poland	178 119	14
Portugal	1 161	4
Romania	10 088	10
Singapore	577	1
Slovakia	12 451	12
Slovenia	1 101	2
Spain	44 011	24
Sweden	47 523	25
Switzerland	12 384	3
Taiwan	190	1
United Kingdom	69 122	35
USA	255 138	135

A .eu accredited registrar managed an average of 3 868 .eu domain names during Q2.

.....

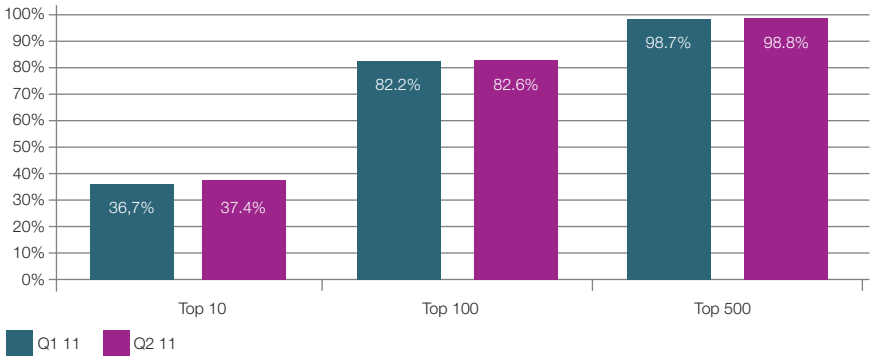


Total number of .eu accredited registrars by quarter



At the end of Q2 2011, there were 864 .eu accredited registrars.

Market share of top 10, top 100 and top 500 registrars



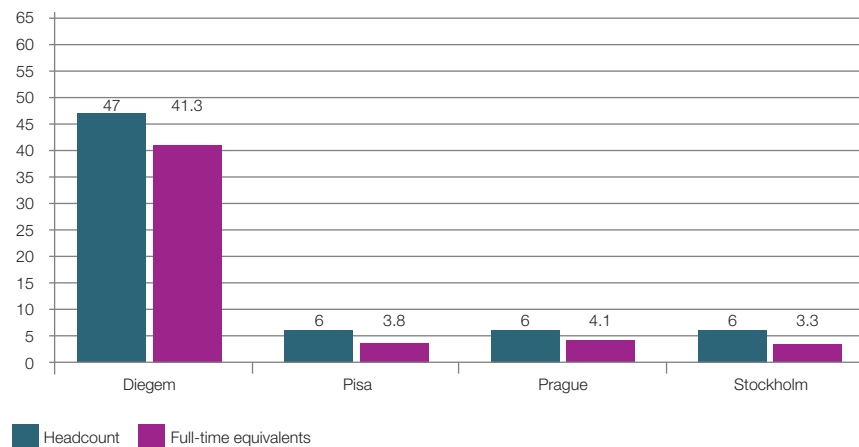
The top 100 .eu accredited registrars manage about 83% of all registrations which means that many registrars are small businesses. Compared with the previous quarter, the market share of the top 10 and 100 registrars has increased somewhat.

# Human resources

---

In terms of human resources, there were a total of 65 employees working at EURid's four offices at the end of Q2 2011.

Headcount per office, second quarter 2011



## The management team



**Marc Van Wesemael**  
**General Manager**

Marc Van Wesemael has an MBA from Lessius Management School (Antwerp) in collaboration with Northwestern University (USA) and a degree in electronic engineering from the University of Ghent. He has worked in the telecom and software industries as a consultant and as a manager in software engineering, general sales and marketing. For ten years he was the Managing Director of not-for-profit DNS Belgium, the registry for .be.



**Giovanni Seppia**  
**External Relations Manager**

Giovanni Seppia previously worked at ICANN as European Regional Liaison. Prior to that, he was General Manager at CENTR. He has also served as Head of External Relations for the Italian Registry (ITT CNR) and has three years of experience in various roles at the European Commission.



**Bart Foutrel**  
**Finance Manager**

Bart Foutrel has a masters degree in business sciences from Lessius Hogeschool, where he focused on finance and insurance plus accountancy and tax law. During his studies, he worked as an accountant at MENSURA, an insurance company. After graduation he worked as an adviser on Global Compliance Service at PricewaterhouseCoopers before joining EURid in early 2008.



**Geo Van Langenhove**  
**Legal Manager**

Geo Van Langenhove previously worked for companies in various technology fields, such as Nuance Communications, EuroFiber and IMEC, where his practice focused on intellectual property, contracts and litigation. He graduated from the Universities of Brussels and Leuven, College of Law. He holds an advanced masters degree in Intellectual Property rights from the University of Brussels.



**Peter Janssen**  
**Technical Manager**

Peter Janssen has a masters degree in computer science from the University of Leuven. He joined the Belgian registry for .be in 2000 in the guise of Technical Director and was responsible for the domain's liberalisation in December 2000.



**Els Verstappen**  
**Human Resources Manager**

Els Verstappen held a variety of HR roles at Scarlet, a telecommunications company, before joining EURid. Most recently, as HR Business Advisor, she was responsible for HR support for line management, selection and recruitment, among other things. Before working at Scarlet she was employed at KPN Belgium and at a European non-governmental organisation.



**Brigitte Lagrou**  
**Communications Manager**

Brigitte Lagrou previously worked at VASCO Data Security as worldwide product PR manager and EMEA PR manager. Prior to that, she was PR Manager at Telenet. She also worked for several years in PR agencies, on local and pan-European ICT and consumer goods accounts.

## The board and strategic committee



**Pierre Verbaeten**  
**Chairman of the Board**

Pierre Verbaeten is Chairman of the Computer Science department of the Catholic University of Leuven, where he lectures on networking and distributed systems. He also leads the DistriNet research group, which conducts basic and applied research in computer networks, security, middleware, multi-agent systems and embedded systems. In 1989, Mr Verbaeten became the first manager of the .be registry, which was transferred to the not-for-profit organisation DNS Belgium on January 1, 2000.



**Domenico Laforenza**  
**Director of the Board**

Dr. Domenico Laforenza is the head of nic.it, the registry for Italy's .it top-level domain. He is also the Director of the Institute for Informatics and Telematics of the Italian National Research Council in Pisa. Between 2003 and 2007 Dr. Laforenza was a member of the Next Generation Grid Expert Group, which was selected by the European Commission to define the priorities of future research in the grid technologies sector. He has also been a consultant to various EU Member States' research agencies in Austria, France, the United Kingdom, Ireland and the Netherlands. He holds a doctoral degree in computer science from the University of Pisa.



**Danny Aerts**  
**Director of the Board**

Danny Aerts is the Managing Director of the Swedish Internet Infrastructure Foundation (IIS), the registry for the .se top-level domain. A native of the Netherlands, Mr Aerts moved to Sweden in the mid 1990s. In 2006 he left his position as CEO at Swedish web portal Spray to join IIS. Mr Aerts has also been employed at several telecom companies, including Unisource Mobile, Telia and PTT Telecom. He graduated cum laude from Utrecht University, where he studied economic geography.



**Tomáš Maršálek**  
**Director of the Board**

Mr Maršálek is an independent IT consultant and member of the CZ.NIC collegium, a body associated with CZ.NIC, the registry for the .cz top-level domain. Previously he was a chairman of CZ.NIC and the Managing Director of the Czech Neutral Internet eXchange node (NIX.CZ). After graduating from the Czech Technical University in Prague with a masters degree in radio electronic science, he began his professional career at AT&T. Mr Marsalek is a cofounder of GTS, the biggest alternative telecommunications operator in the Czech Republic. He also helped establish the IP network in Central and Eastern Europe on behalf of British Telecom.



**Marko Bonač**  
**Director of the Board**

Marko Bonač received a bachelor of science degree in mathematics (1981) and a masters in computer science (1988) from the University of Ljubljana. Between 1981 and 1992 he worked as a researcher and project leader in the field of computer networks. Since 1992 he has been the Director of Arnes, the Academic and Research Network of Slovenia, which is also the registry for the Slovenian top-level domain, .si.



**Philippe de Buck**  
**Member of the Strategic Committee**

Philippe de Buck received a doctorate in law from the University of Leuven. After a post-graduate course in tax studies at the Ecole Supérieure de Sciences Fiscales (ICHEC) in Brussels, he joined Agoria, the Belgian multi-sectoral federation for the technology industry. There he filled various functions until 2001, when he left the CEO position at the federation to join Business Europe in the role of Secretary General. Mr de Buck is also a member of the board of directors for both ING Belgium and BASF Antwerp and sits on the advisory board of the European Policy Center.



**Christopher Wilkinson**  
**Member of the Strategic Committee**

Christopher Wilkinson is the Chairman of the Internet Society European Chapters (ISOC-ECC.ORG). He has degrees in natural sciences and economics and experience in international affairs. His working life spans several international organisations and the European Union. He was closely associated with the creation of ICANN and the GAC. He initiated the .eu top-level domain.





**EURid vzw/asbl**  
Park Station  
Woluwelaan 150  
B-1831 Diegem, Belgium

Tel.: +32 (0)2 401 27 50  
Fax: +32 (0)2 401 27 51  
info@eurid.eu  
www.eurid.eu

[www.eurid.eu](http://www.eurid.eu)

**.eu**  
Your European Identity

**EURid**  
The European Registry of Internet Domain Names