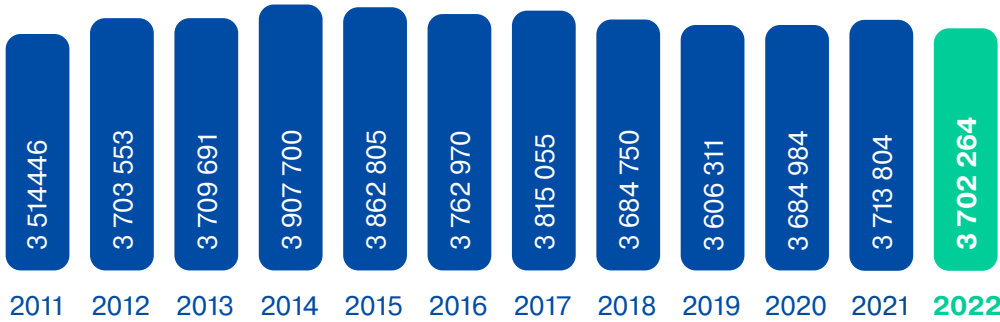


EURid in 2022

*includes .eu, since June 2016 .euo and .eu since November 2019

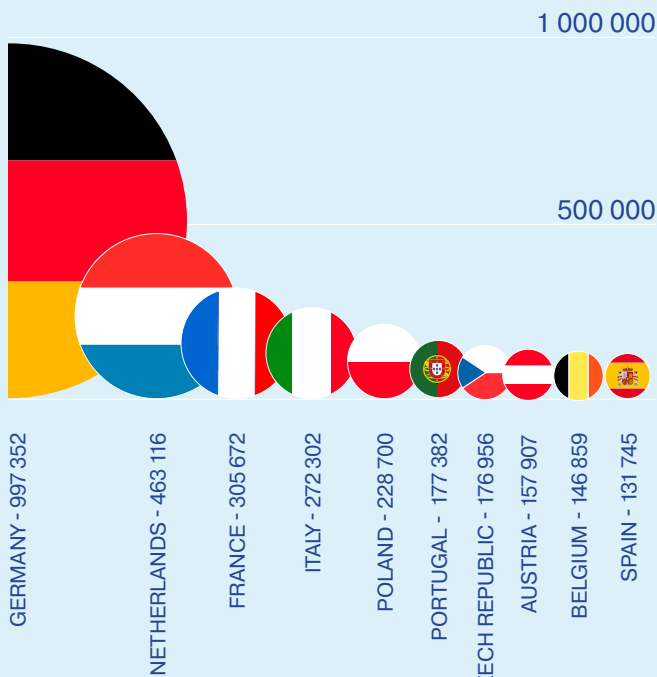


Annual Growth
2021/2022

-0.3%

Top-10 .eu/.euo/.eu per country

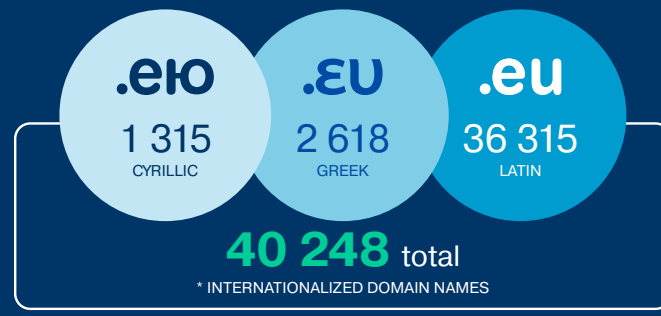
Country of registrant | Registrations based on citizenship: 30 061 (54% yearly growth)



Registrar market share



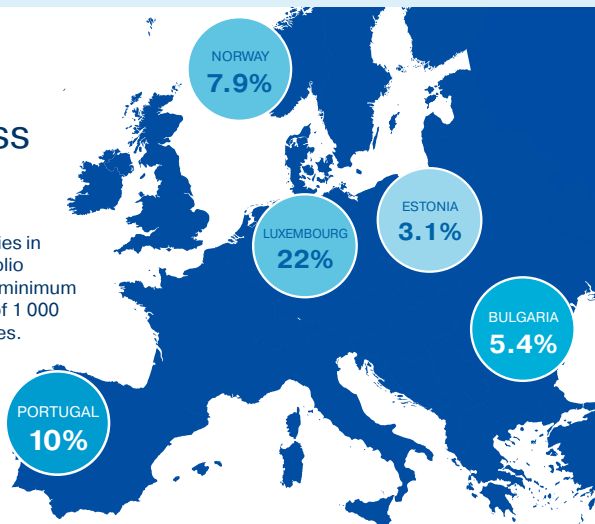
IDNs



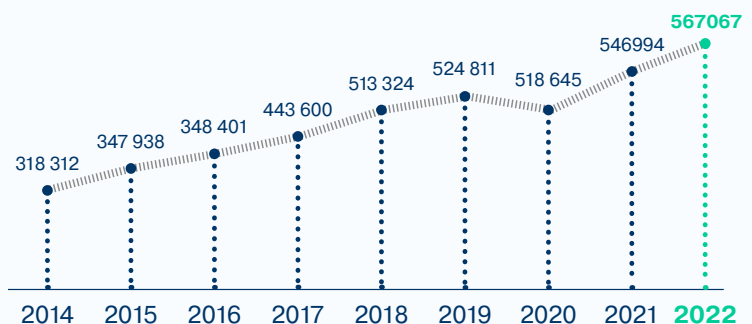
82.4% Average renewal rate

Top of class 2022

Top 5 countries in annual portfolio growth, with minimum net change of 1 000 domain names.



DNSSEC signed domain names



EURid in 2022

Q1

EURid was **acknowledged** by the European Commission **as an exemplary model** for other DNS operators in its bi-yearly report on the effectiveness of the .eu TLD.

The 2021 registrar satisfaction survey revealed that an impressive **96%** of EURid **registrars** expressed being **“overall satisfied”** with EURid’s services.

The **Dynamic Coalition on Data and Trust** published its 2021 Annual Report, showcasing its activities at the Internet Governance Forum (IGF).

Peter Janssen was appointed as the new **General Manager** of EURid.

Q2

The **.eu Web Awards’ ninth edition** commenced with six categories.

EURid took part in the **CENTR Jamboree in Prague** and contributed to several interesting panel discussions.

EURid **signed the new service concession contract** with the European Commission. The contract is concluded for an initial period of 5 years and may be extended once.

EURid and ICANN signed a MOU to strengthen efforts to promote multilingualism and inclusion on the Internet.

Q3

EURid announced the 18 finalists of the 2022 .eu Web Awards with a record number (**821**) of **nominated sites**.

In compliance with the new legal framework for .eu domain names, EURid published the upcoming changes to its **Terms and Conditions**.

The results of the **.eu categorization** project indicate a 1.5% increase in the Tourism and Accommodation sectors.

Q4

EURid held its first ever **.eu Day** and announced the **7 winners of the 2022 .eu Web Awards** during an awards ceremony held on 17 November in Mehelen, Belgium.

EURid and EUIPO signed a new Memorandum of Understanding, committing to join forces on trademark and domain name awareness.

EURid organised **several workshops in four countries during CodeWeek 2022** and introduced around 400 students to the world of coding and robotics.

EURid introduced **a new verification method**. In addition to MRZ scan, SMS, e-ID card or bank transfer, domain holders can now also choose to verify their data **by credit card**.

EURid in 2022

Profit and loss account

	2022	2021
Revenue from registration rights	12.551.414	12.256.368
Financial revenues & costs	-76.217	-75.221
Other	-139.905	-142.082
TOTAL REVENUES	12.335.292	12.039.065
	2022	2021
General costs	1.011.885	993.138
Contract compliance audits	134.506	155.809
Marketing & communication	2.037.941	2.625.368
Depreciation	355.923	415.561
Human resources	4.877.321	5.021.991
Operating expenses	1.926.874	1.772.981
Local presence	749.729	715.191
TOTAL COSTS	11.094.179	11.700.039
RESULT	1.241.113	339.026

Headcount

53 employees working at EURid's 4 offices at the end of Q4 2022.



	Diegem	Pisa	Prague	Stockholm	Total
Headcount	42	3	6	2	53
FTE	38,97	2,50	4,30	2,00	47,77

Balance sheet

	2022	2021
Fixed assets	683.109	725.897
Fixed assets	654.877	697.665
Financial fixed assets	28.232	28.232
Amounts receivable	21.494.415	19.765.144
Customers debtors	384.044	283.600
Banks	20.354.776	19.211.751
Other receivables	755.595	269.793
Deferred charges and accrued income	696.782	730.727
TOTAL ASSETS	22.874.306	21.221.768
	2022	2021
Reserves and profit carried forward	10.460.705	9.218.787
Amounts payable	4.833.871	4.601.755
Suppliers	1.217.198	690.037
Invoices to be received	129.355	248.364
Customers creditors	1.176.359	1.386.385
Tax and social liability	491.115	407.884
Registrar pre-payments	1.819.844	1.869.085
Accrued charges and deferred income	7.579.730	7.401.226
TOTAL LIABILITIES	22.874.306	21.221.768